




--	--	--






--	--	--






--	--	--





--	--	--






A horizontal rectangular box with a dark red border, intended for writing the name of the horse.











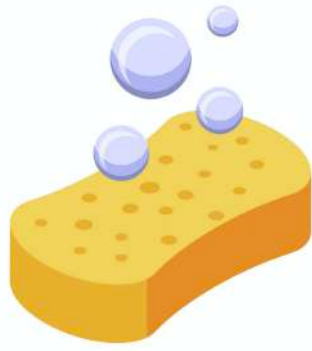
A horizontal rectangular box with a dark red border, intended for writing the name of the frying pan.




A horizontal rectangular box with a dark red border, intended for writing the name of the glass.



A horizontal rectangular box with a dark red border, intended for writing the name of the dolphin.






Three empty square boxes arranged horizontally, intended for labeling the image above.






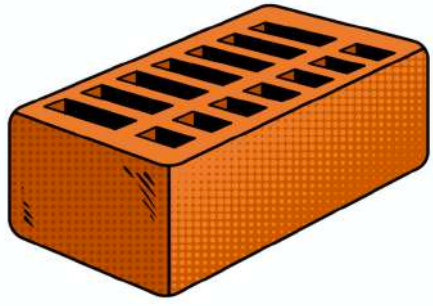
Two empty square boxes arranged horizontally, intended for labeling the image above.




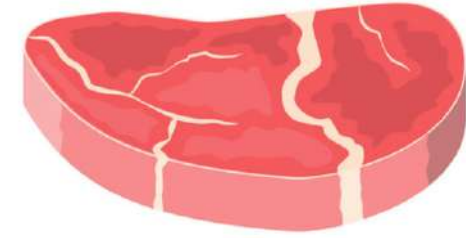
Two empty square boxes arranged horizontally, intended for labeling the image above.





Three empty square boxes arranged horizontally, intended for labeling the image above.



A horizontal rectangular box with a dark red border, intended for writing.



A horizontal rectangular box with a dark red border, intended for writing.



A horizontal rectangular box with a dark red border, intended for writing.



A horizontal rectangular box with a dark red border, intended for writing.

PA

NI

NO

PANINO

FRA

GO

LA

FRAGOLA

FAR

FAL

LA

FARFALLA

LA

VA

GNA

LAVAGNA

SPU

GNA

SPUGNA

BRU

CO

BRUCO

TO

RO

TORO

PERA

PE

RA

DEL

FI

NO

CA

VAL

LO

CAVALLO

PA

DEL

LA

BIC

CHIE

RE

PADELLA

BICCHIERE

ME

LO

NE

SE

DIA

MUC

CA

MAT

TO

NE

CAL

ZI

NO

DELFINO

MELONE

SEDIA

MUCCA

CALZINO

MATTONI

CAR

NE

CARNE

SCA

LA

SCALA

CA

SCO

CASCO

Termini e condizioni di utilizzo

Questo file è frutto di esperienza sul campo, formazione e investimenti in tempo e risorse. I materiali utilizzati sono stati selezionati dagli autori che li hanno resi disponibili e trovi indicati tutti in questa pagina.

E' fatto per i nostri bambini e ragazzi e utilizzandolo, stai accettando di non copiare o riprodurre questo file e ne riconosci la proprietà intellettuale. Grazie per ogni collaborazione e corresponsabilità.

Buon lavoro!

Ecco cosa puoi fare:

- Puoi salvarlo sui tuoi dispositivi
- Stampare tutte le copie che desideri utilizzare in classe o a casa
- Pubblicarlo online sui tuoi canali, impegnandoti a citarne la fonte e condividere il collegamento alla pagina "Insegnami a giocare con te", nel canale social in cui ti trovi o al Sito Web <http://www.insegnamiagocare.it>

Cosa non puoi fare:

- Rivendicare questo file come tuo
- Eliminare questa pagina di Termini e condizioni, dove sono espressamente citate le fonti
- Alterare questo file e venderlo ad altri

SEGUITEMI SU [FACEBOOK](#)



E anche su [INSTAGRAM](#)



Fonti utilizzate per il recupero dei materiali

