
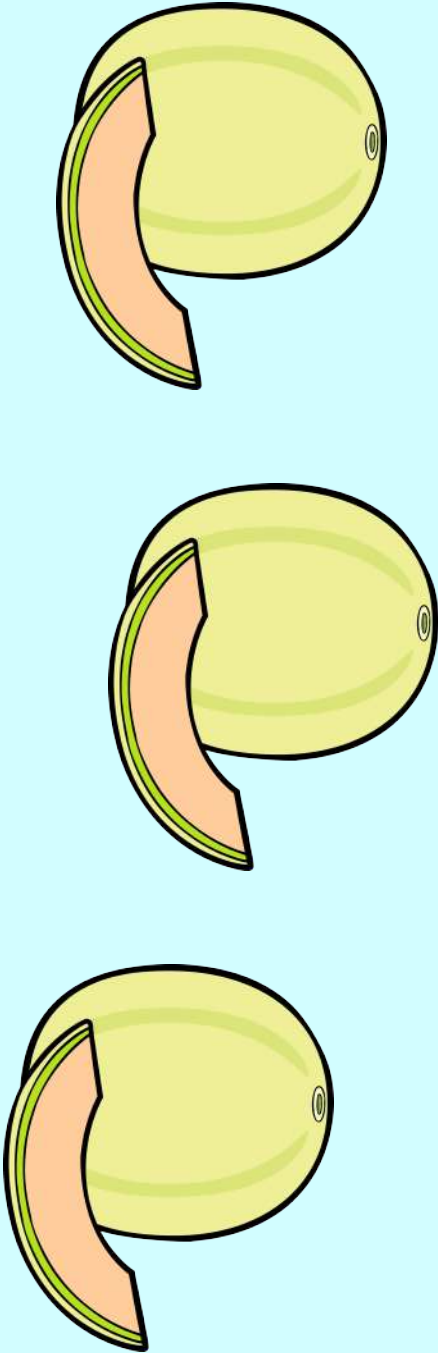


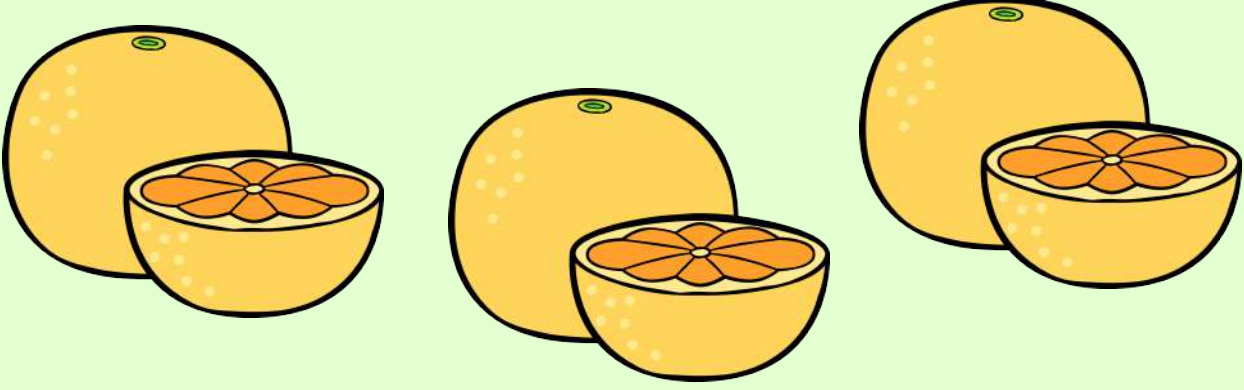
Three yellow bananas are arranged horizontally on a light blue background. Below them is a white rectangular box divided into six empty square compartments for counting.




Three yellow lemons are arranged horizontally on a light blue background. Below them is a white rectangular box divided into six empty square compartments for counting.




Three lemons are arranged vertically on a light blue background. Each lemon has a slice cut out and placed next to it. To the left of the lemons is a white rectangular box divided into six empty square compartments for counting.




A row of six empty rectangular boxes for counting.




A row of five empty rectangular boxes for counting.



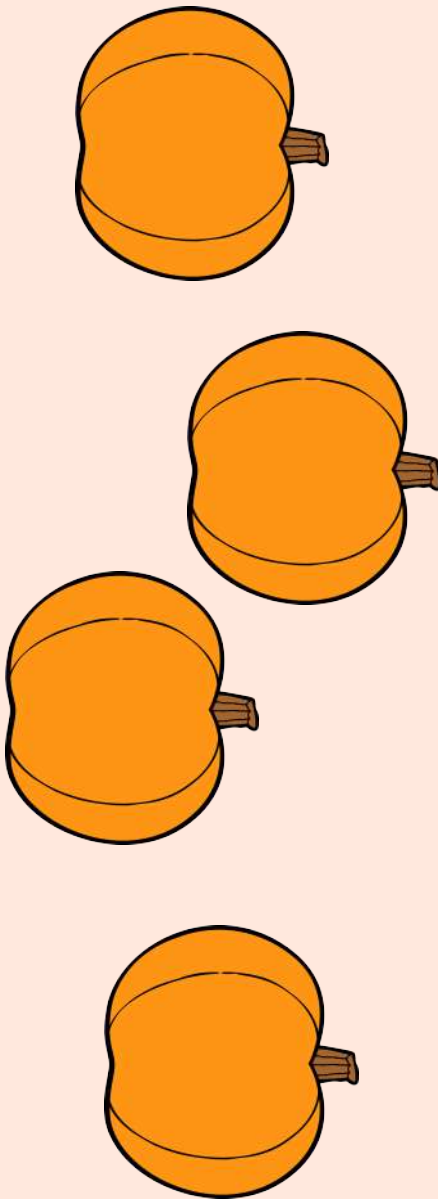
A vertical column of four empty rectangular boxes for counting.




Five orange carrots with green leafy tops are arranged in a row. Below them is a horizontal row of six empty rectangular boxes for counting.




Five brown potatoes with small spots are arranged in a row. Below them is a horizontal row of six empty rectangular boxes for counting.



Four orange pumpkins are arranged in a vertical column. To the left of the pumpkins is a vertical column of seven empty rectangular boxes for counting.



--	--	--	--	--



--	--	--	--	--

Four cartoon brown dogs with spots are arranged in a vertical column on the right side of the page. Each dog is standing and facing forward.

B A N A N E

G A T T I

P E S C I

C A N I

M E L E P E R E

C A R O T E

P A T A T E

Z U C C H E

L I M O N I

M E L O N I

A R A N C E

Termini e condizioni di utilizzo

Questo file è frutto di esperienza sul campo, formazione e investimenti in tempo e risorse. I materiali utilizzati sono stati selezionati dagli autori che li hanno resi disponibili e trovi indicati tutti in questa pagina.

E' fatto per i nostri bambini e ragazzi e utilizzandolo, stai accettando di non copiare o riprodurre questo file e ne riconosci la proprietà intellettuale. Grazie per ogni collaborazione e corresponsabilità.

Buon lavoro!

Ecco cosa puoi fare:

- Puoi salvarlo sui tuoi dispositivi
- Stampare tutte le copie che desideri utilizzare in classe o a casa
- Pubblicarlo online sui tuoi canali, impegnandoti a citarne la fonte e condividere il collegamento alla pagina "Insegnami a giocare con te", nel canale social in cui ti trovi o al Sito Web <http://www.insegnamiagiocare.it>

Cosa non puoi fare:

- Rivendicare questo file come tuo
- Eliminare questa pagina di Termini e condizioni, dove sono espressamente citate le fonti
- Alterare questo file e venderlo ad altri

SEGUITEMI SU [FACEBOOK](#)



E anche su [INSTAGRAM](#)



Fonti utilizzate per il recupero dei materiali

<https://www.teacherspayteachers.com/Store/Littlered>

